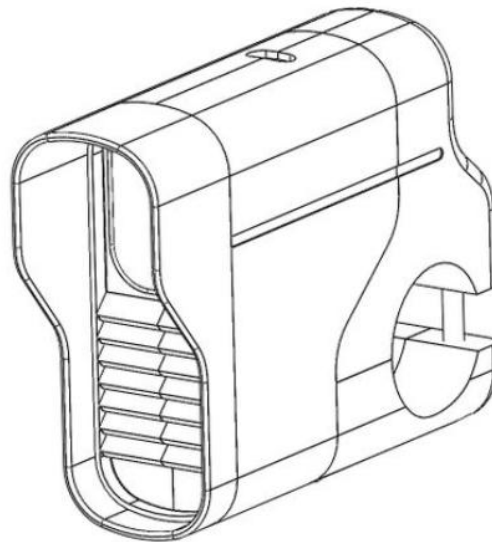




AIR LIGHT

MANUAL





Introduction

Congratulations on your purchase of GOairLight !

Thank you for selecting our product. These operating instructions are a part of this product. They contain important information in regard to safety, use and disposal. Before using the product, familiarise yourself with all of these operating and safety instructions. Use product only as described and only for specified areas of application. In addition, pass these documents on, together with the product, to any future owner.

Copyright

This documentation is copyright protected.

Any copying or reproduction, including as extracts, as well as the reproduction of images, also in an altered state, is only permitted with the written authorization of the manufacturer.

Table of Contents

GOairLight App -----	04
App Interface -----	05
Items supplied -----	06
Installation -----	07
Warranty -----	08
Disposal -----	09



GOairLight App

Download the app and start using
GOairLight.

Android user download GOairLight app
from Google Play Store



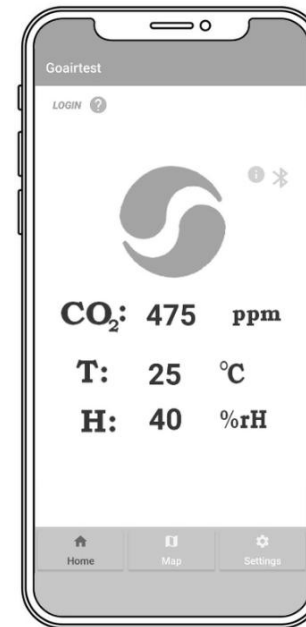
iOS user download GOairLight app from
Apple App Store



Or use QR Code below



App



Login with your GOairLight account

GOairLight logo changes according to the
number of emissions

CO₂ numbers are shown in ppm (parts in
million)

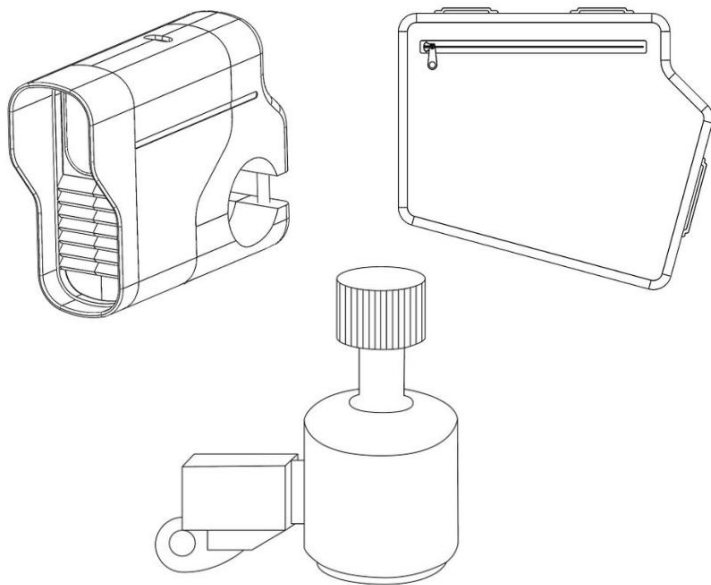
Temperature is shown in °C (celsius degrees)

Humidity is shown in %rH (relative humidity)

Change view between home, map and settings



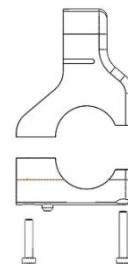
Items supplied



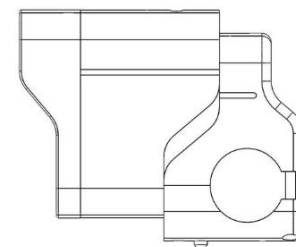
- GOairLight
- Mounting bracket with screws

- Casing
- Dynamo

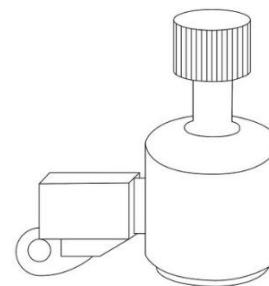
Installation



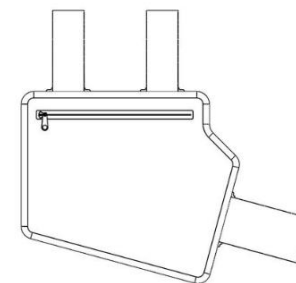
Attach the mounting device to handlebar and put screws in.



Slide GOairLight to mounting device and connect with app



Attach dynamo to fork of bicycle and connect wires between dynamo and GOairLight



Attach velcro straps to bicycle frame and you are finished



Warranty

The warranty for this appliance is a life-time from purchase. The appliance has been manufactured with care and meticulously examined before delivery.

Please retain your receipt as proof of purchase. In the event of a warranty claim, please make contact by telephone with our service department or contact us on our website. Only in this way can a post-free dispatch for your goods be assured.

This product is for domestic use only and is not intended for commercial use. In the event of misuse and improper handling, using force and modifications not carried out by our authorized service brand, the warranty will become void.

Your statutory rights are not restricted in any way by this warranty.

Damages and defects extant at the time of purchase must be reported immediately after unpacking, resp. no later than two days after the date of purchase.



Disposal

Do not dispose of the appliance in your normal domestic waste. According to the Waste Electrical and Electronic Equipment (WEEE) Directive, this type of waste must be collected and treated separately.

If it becomes necessary to dispose of this product at some point. Dispose of this appliance through an approved disposal center or at your community waste facility. Observe the currently applicable regulations. In case of doubt, please contact your waste disposal center.



@2020 GOairLight, Inc. All rights reserved.
GOairLight and GOairLight logo are registered
trademarks



tel. +12 (0) 1234567
mail: contact@goairlight.com
